



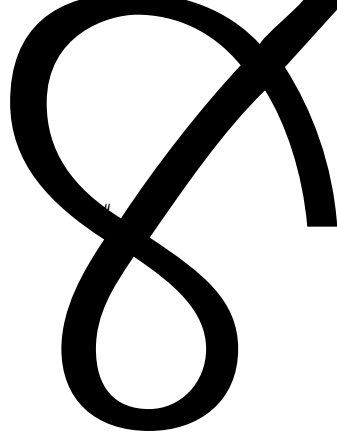
浙江华友钴业股份有限公司

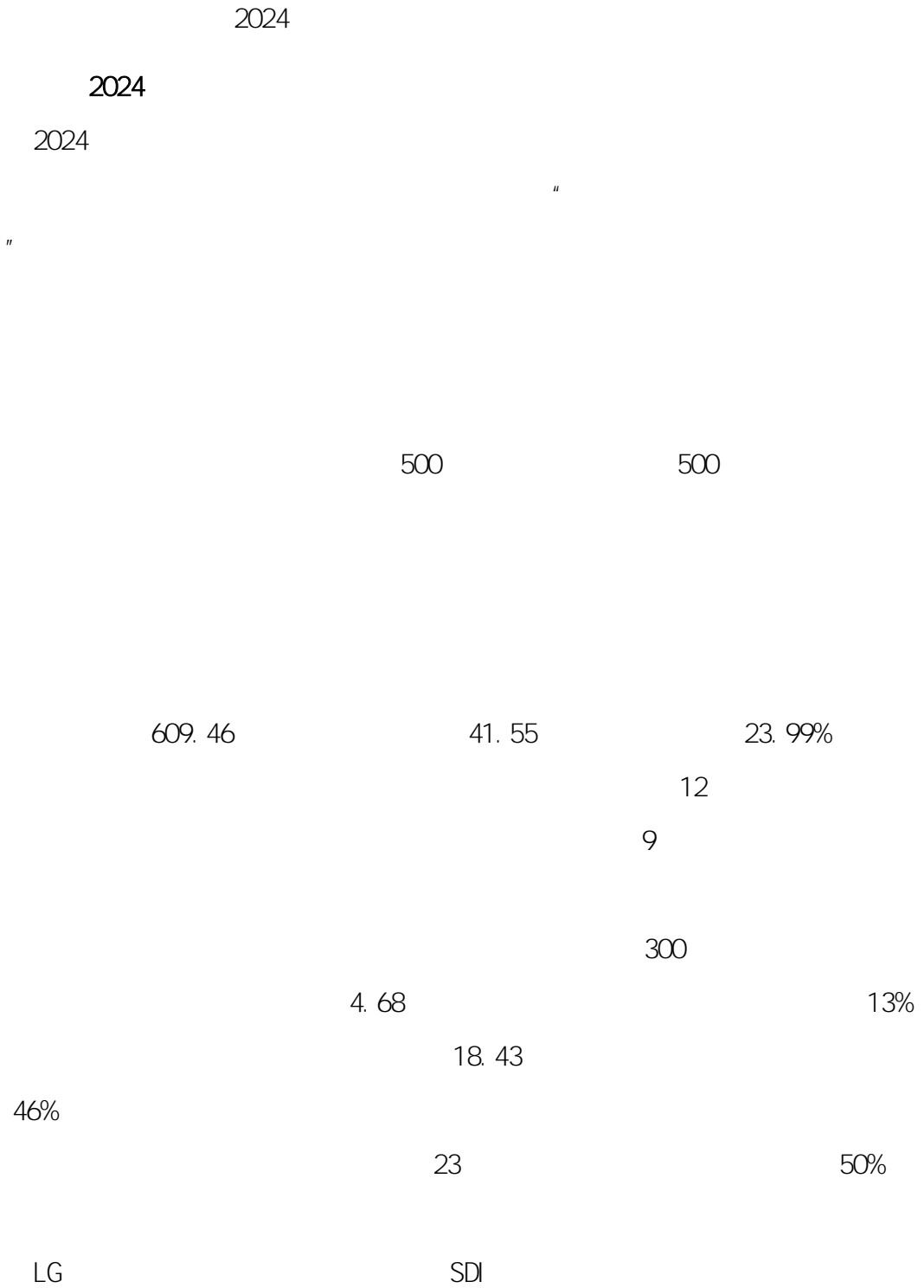
2024	3
2024	4
2024	6
2024	26
2024	30
2024	31
2024	41
2025	42
2024	43
2024	2025 44
2024	2025 45
2025	46
2025	47
2025	48
2025	49
2025	51
2025	52
2024	53
	54
2025	- 2027	56

" "

" "

"





PO
CO
AE
"

AJB WKM TMS
2024

12
6
SCM 4.5
23
50% 12 Pomal aa
6
Sorovako
Arcadia 40
41% 5
5 5
11
LG 6.6
2.5

"

"

0.88

	124.31	256.61%		
	ESG		ESG	ESG
ESG			"	"
	118	2024	"	"
"	"			40%
	"	"		SGS

A

		1,365.91	8.82%
369.46		7.78%	609.46
	41.55	23.99%	

()

1

			%

2

(1).

%

%

				%	%	
						2 22
						2 55
						-2 95
			%	%	%	%
			%	%	%	%
			%	%	%	%

(2).

--	--	--	--	--	--	--	--

%

3

3, 934, 560, 811. 62 ,
1, 809, 722, 569. 38 308, 780, 174. 06
89, 120, 909. 10
1, 698, 045, 632. 21 21, 500, 910. 75

()

1

Ciudadano

!@8A 5
()

"

()

EQV

m

2024

2025 " "


" " " "

2024

T“D@,• @

--

--

11		100.00%
12		57.00%
13		100.00%
14		57.00%
15		57.00%
16		100.00%
17		51.00%
18		51.00%
19		51.00%
20		70.00%
21		100.00%
22		36.86%
23		70.00%
24		100.00%
25		100.00%
26		68.00%
27		68.00%
28		100.00%
29		69.39%
30		69.39%
31		70.00%
32		100.00%
33		100.00%
34		100.00%
35	FEZA MINING SAS	100.00%
36		100.00%
37		

39	HUAYOU RESOURCES PTE. LTD.	70.00%
40		70.00%
41		100.00%
42		42.86%
43		50.42%
44		100.00%
45		100.00%
46		100.00%
47		100.00%
48		100.00%
49		100.00%
50		35.00%
51	HUATUO INTERNATIONAL DEVELOPMENT PTE. LTD	100.00%
52		36.86%
53		36.86%
54		100.00%
55	HUANENG ASIA INTERNATIONAL CO., LIMITED	70.00%
56	HUACAI (HONG KONG) LIMITED	100.00%
57	HUAYONG INTERNATIONAL (HONG KONG) LIMITED	100.00%
58		100.00%
59	Prospect Lithium Zimbabwe (Pvt) Ltd	90.00%
60		70.00%
61		100.00%
62		100.00%
63		100.00%
64		100.00%
65		70.00%
66		100.00%

67		100.00%
68		100.00%
69		100.00%
70		100.00%
71		100.00%
72		100.00%
73		100.00%
74		100.00%
75		100.00%
76		100.00%
77		100.00%
78		70.00%
79	ASTIR MINING SAS	90.00%
80		65.00%
81		100.00%
82		100.00%
83		100.00%
84		100.00%
85		100.00%
86		100.00%
87		100.00%
88		100.00%
89		100.00%
90		100.00%
91		100.00%
92		100.00%
93		100.00%
94		100.00%

95		100.00%
96		100.00%
97	()	100.00%
98	PT. HUAYUE NICKEL COBALT	57.00%
99		70.00%
100	PT HUASHAN NICKEL COBALT	68.00%
101		24.50%
102	PT. Huafei Nickel Cobalt	51.00%
103		70.00%
104	PT. INDONESIA POMALAA INDUSTRY PARK	70.00%
105	HUASHUN RESOURCES(PRI VATE) LIMITED	100.00%
106		36.86%
107		100.00%
108		49.00%
109		98.00%
110		100.00%
111	PT KOLAKA NICKEL INDONESIA	85.72%
112		70.00%
113		70.00%
114		70.00%
115	PT. IPIP PORT KOLAKA	66.50%
116	Banó Technology Hungary Kft	36.86%
117	PT. KOLAKA GREEN ENERGY	69.30%
118	BAYVORL MINING (PRI VATE) LIMITED	51.00%
119		50.15%
120	PT. Andalan Metal Industry	50.10%
121		70.00%
122		100.00%

123	100.00%
124	100.00%
125	100.00%
126	100.00%
127	100.00%
128	51.00%
129	100.00%
130	100.00%
131	100.00%
132	

150	PT. I HI P PORT NORTHKOLAKA	66.50%
151	PT. I HI P PORT MALI LI	66.50%
152	HJAYOU GREEN ENERGY TECHNOLOGY NETHERLANDS B. V.	100.00%
153	HJAYOU LITHIUMRECYCLE TECHNOLOGY NETHERLANDS B. V.	100.00%
154	ARCADIA TECHNOLOGY ZIMBABWE (PRIVATE) LIMITED	100.00%
155		100.00%
156		100.00%
157		100.00%

3	15				
2023		4,866,062.55			
		3,694,560.75		1,171,501.80	
4					
	2024		64.38%	64.36%	0.02
		1.03	1.01	0.02	0.70
0.65	0.05				
5					
		499,016.60			
1		7,242,673.73		5,999,562.64	
1,243,111.09					
2		3,		n	

122, 563		7, 012	54, 740	
103, 100		88, 953	14, 147	
65, 666		65, 663		3
2		609. 46		
663. 04	53. 58			
3		51. 58	2023	45. 05

2024

2024

2024

2024


1			128.06	
2			75.43	
3			43.30	

2025

2025

1 1500

R @E@ Y)R@ C• ¥



È

	GDR		GDR
	A		A
10000	5.91%	10000	5.88%

2025 - 2027